


# QuickWood System

Automatic Machine for finishing and Sealer Sanding

Model QL



## Machine for Finishing and Sealer Sanding of oblong items.

- Loose fibres are removed from the surface.
- Considerable reduction of the creation of fibres after primer.
- Uniform absorption of lacquer or stain.
- Profound treatment of the wood.
- The sealer sanding is considerably reduced or completely avoided.
- All speeds are infinitely variable.
- Easy change of tools because of removeable spindels.
- Sanding can be made on 4 sides with 2 spindels on each side.
- Also available with less sanding drums according to requirement.
- PLC control available as extra equipment.

**QuickWood**





# QuickWood Sanding System

## QuickWood Systems Model QL

QuickWood System model QL is made for finishing and sealer sanding of oblong items such as window, ceiling and frame mouldings. Hereby we have increased our programme by an important product.

When developing this machine we attached great importance to the module construction in order to use all possibilities of the sanding technique.

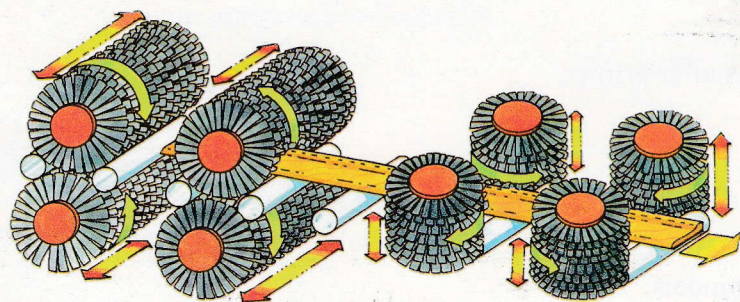

The mouldings are led through the QuickWood System model QL on rollers, and the length of the item can be infinite. The max. working width of the machine is 300 mm and the max. working height 100 mm. This means that almost any moulding-shaped item can be treated in the machine. Optionally the side sanders can be  $\pm 45^\circ$  tiltable. All sanders are  $\pm 30^\circ$  tiltable.

A number of pressure rollers holds the items. These pressure rollers are adjustable by a hand wheel. A pneumatic, automatic adjustment of the pressure rollers as well as a complete PLC control for all sanders are available as extra equipment. The normal throughfeed speed is between 3 - 10 m/min. If, however, a higher speed is needed, this can be obtained by more sanding drums.

The instructions only to use water-soluble lacquers in future cause new difficulties to the manufacturers. The surface gets very rough which makes sealer sanding necessary. By removing the fibres before primer you will have less problems. A sealer sanding on finished items will then only be necessary to a smaller extent.

Therefore QuickWood System model QL and QuickWood System module 150 have an outstanding ability of treating white wood.

## Model QL




The photo shows a 4-sided sanding device.

### Applications:


- Window mouldings
- Frame mouldings
- Glass mouldings
- Profiled boards
- Edge mouldings
- Boardings
- Profiled mouldings



Model QL with window profile



Adjustable side sander



Prepared for easy removable tools



Manual pressure





# Efficient Finishing and Sealer Sanding

## QuickWood System Module 150

Module 150 is a double head module with 2 removable hexagonal spindles and specially suitable for sanding of surfaces within the production of windows. The two right and left rotating spindles are mounted in the outfeed of a moulding machine.


By an efficient finishing you can reduce or partly completely avoid the sealer sanding. We recommend you to adjust the speed infinitely by a frequency alternator. The fibres are removed and the edges slightly broken and thereby made "softer".

All moulded roundings are sanded, which gives a better absorption of lacquer. The roughness of the surface is removed and what is left of the fibres is carefully removed. Especially when using water-soluble lacquers it is inconceivable not to use module 150 in future.



## Sanding Tools


- Oscillating Quick Discs for finishing and sealer sanding.




- Oscillating sanding wheel for finishing and sealer sanding with sisal/leather for wax treatment.



- Complete sanding head with abrasive behind sisal brushes for finishing or wax treatment.



**Compact Design**



Automatic pressure roller



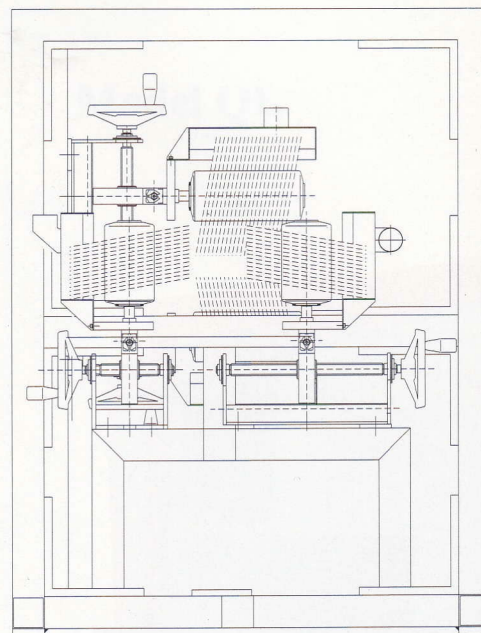
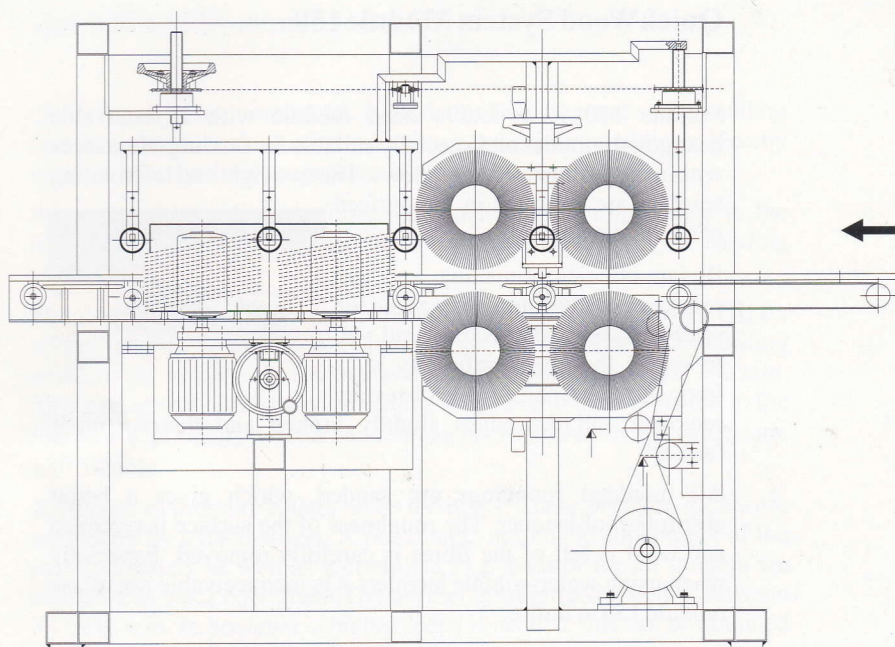
Model QL 4 in standard version



Factory



## Technical Specifications

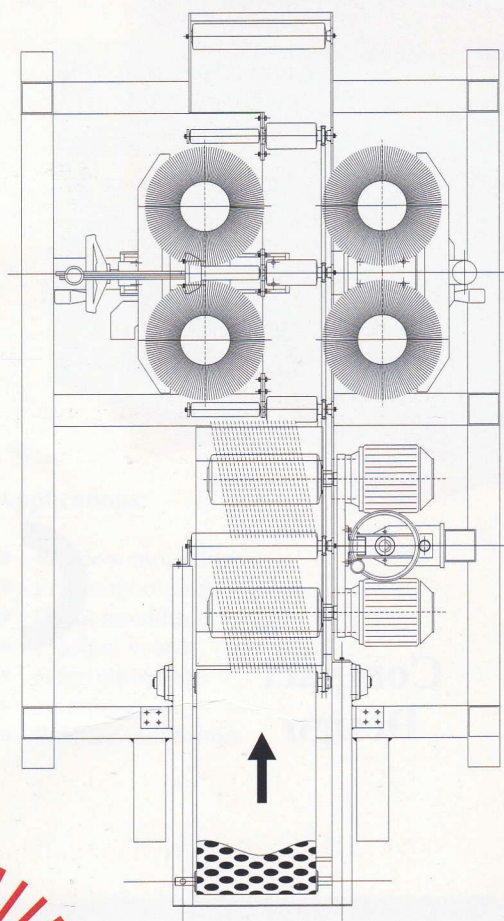


### Model QL

Dimensions of workpiece:

Height max. mm	100	100	100
Width max. mm	300	300	300
Length min. mm	380	380	380
Length max.	infinite	infinite	infinite

Throughfeed speed m/min.	5-25	5-25	5-25
Spindle speed RPM	300-1100	300-1100	300-1100
Spindle length horizontal, mm	300	300	300
Spindle length vertical, mm	-	150	150
Number of spindles	4	6	8
Dimensions of tool max. mm	300	300	300
Total Number of Quick Disc/QN	94/47	116/58	136/68
Spindle motor horizontal, kW	4 x 0.55	4 x 0.55	4 x 0.55
Spindle motor vertical, kW	-	2 x 0.37	4 x 0.37
Conveyor motor, kW	0.75	0.75	0.75
Dust collection duct, mm	2 x 90	3 x 90	4 x 90
Exhaust capacity, m³/h	2500	3000	3500
Dimensions, mm	2200 x 1200 x 1650		
Net weight, kg	700	790	850



# QuickWood

**QuickWood ApS**

P.O. Box 180  
Bakkegaardsvej 35  
DK-3060 Espergaerde - Denmark

Tel. +45 49 13 19 48 • Fax: +45 49 13 31 91

eMail: [qw@quickwood.dk](mailto:qw@quickwood.dk)  
Homepage: [www.quickwood.com](http://www.quickwood.com)

